



**JADARD**

# **JD9365DA-H3**

## **Application Note**

800RGB x 1280 dot, 16.7M color,  
without internal GRAM, a-Si TFT LCD Single Chip Driver

Version 0.01  
2020/10/14

## Index list:

1.	Revision History.....	4
2.	HSD HD720 4”(HSD047FHW1-D00)/ 5”(HSD053FHW1-D00)/ 5.45”(HSD055BHW6-P00) ( HSD055BHW6-C00-T00)/ 5.5”(052BHW1-C-T)/ 5.5”(055FHW3-C00-T20)/ 5.7”(HSD057BHW1-P**)/ 5.85”(HSD058FHW1-E)/ 5.99”(HSD060BHW4-P**)/ 6.26” (HSD063BHF1-P00)/ 8”(P0802)/ 7”(070BWW5-A*)/ 10.1”(P1012/P1017) Panel.....	5
2.1.	Application circuit.....	5
2.1.1.	JD9365DA-H3 3 power mode application circuit .....	5
2.1.2.	JD9365DA-H3 + FP7723 application circuit .....	6
2.1.3.	JD9365DA-H3 + FP7721 application circuit .....	7

JADARD confidential

**Figure list:**

Figure 2.1: JD9365DA-H3 3 power mode application circuit.....5  
Figure 2.2: JD9365DA-H3 + FP7723 application circuit .....6  
Figure 2.3: JD9365DA-H3 + FP7721 application circuit .....7

JADARD confidential

## 1. Revision History

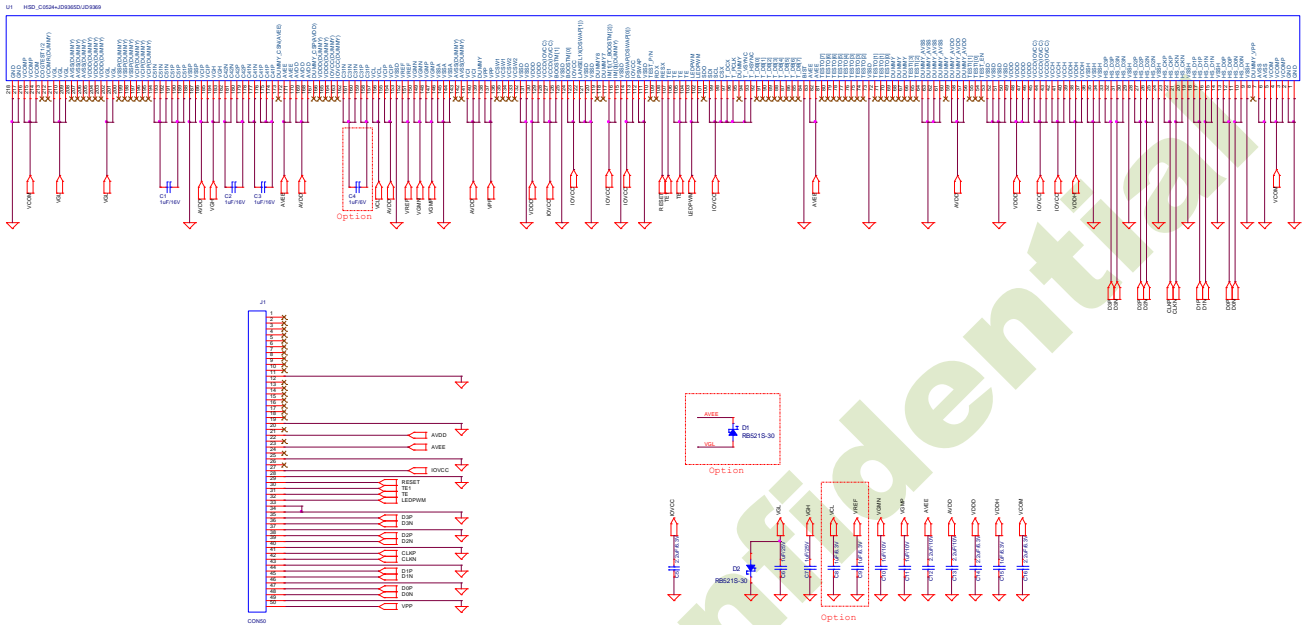
Version	Date	Description of modification
0.00	2020/08/25	New setup.
0.01	2020/10/14	Add 050BHW4-C00 in P.8~10.

JADARD confidential

**2. HSD HD720 4”(HSD047FHW1-D00)/ 5”(HSD053FHW1-D00)/ 5.45”(HSD055BHW6-P00)  
( HSD055BHW6-C00-T00)/ 5.5”(052BHW1-C-T)/ 5.5”(055FHW3-C00-T20)/  
5.7”(HSD057BHW1-P\*\*)/ 5.85”(HSD058FHW1-E)/ 5.99”(HSD060BHW4-P\*\*)/ 6.26”  
(HSD063BHF1-P00)/ 8”(P0802)/ 7”(070BWW5-A\*)/ 10.1”(P1012/P1017) Panel**

**2.1. Application circuit**

**2.1.1. JD9365DA-H3 3 power mode application circuit**



**Figure 2.1: JD9365DA-H3 3 power mode application circuit**

JADARD.com

2.1.2. JD9365DA-H3 + FP7723 application circuit

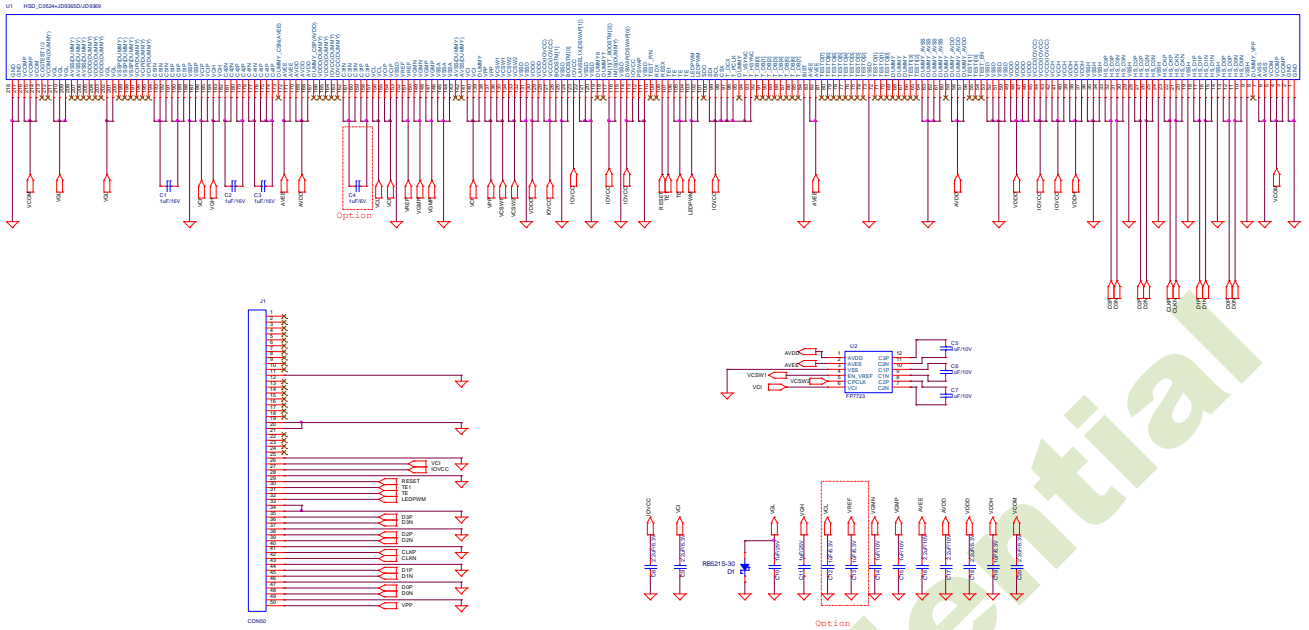


Figure 2.2: JD9365DA-H3 + FP7723 application circuit

JADARD Confidential

2.1.3. JD9365DA-H3 + FP7721 application circuit

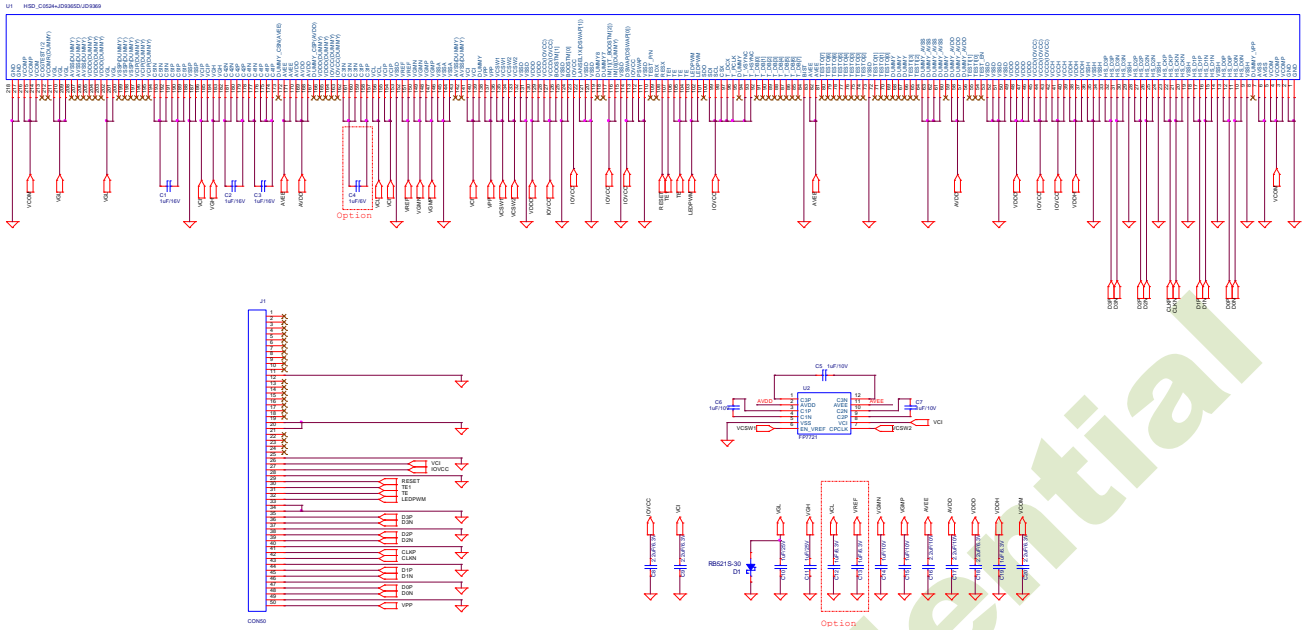


Figure 2.3: JD9365DA-H3 + FP7721 application circuit

JADARD CONFIDENTIAL

### 3. HSD HD720 4.99”(HSD050BHW4-C00) Panel

#### 3.1. Application circuit

##### 3.1.1. JD9365DA-H3 3 power mode application circuit

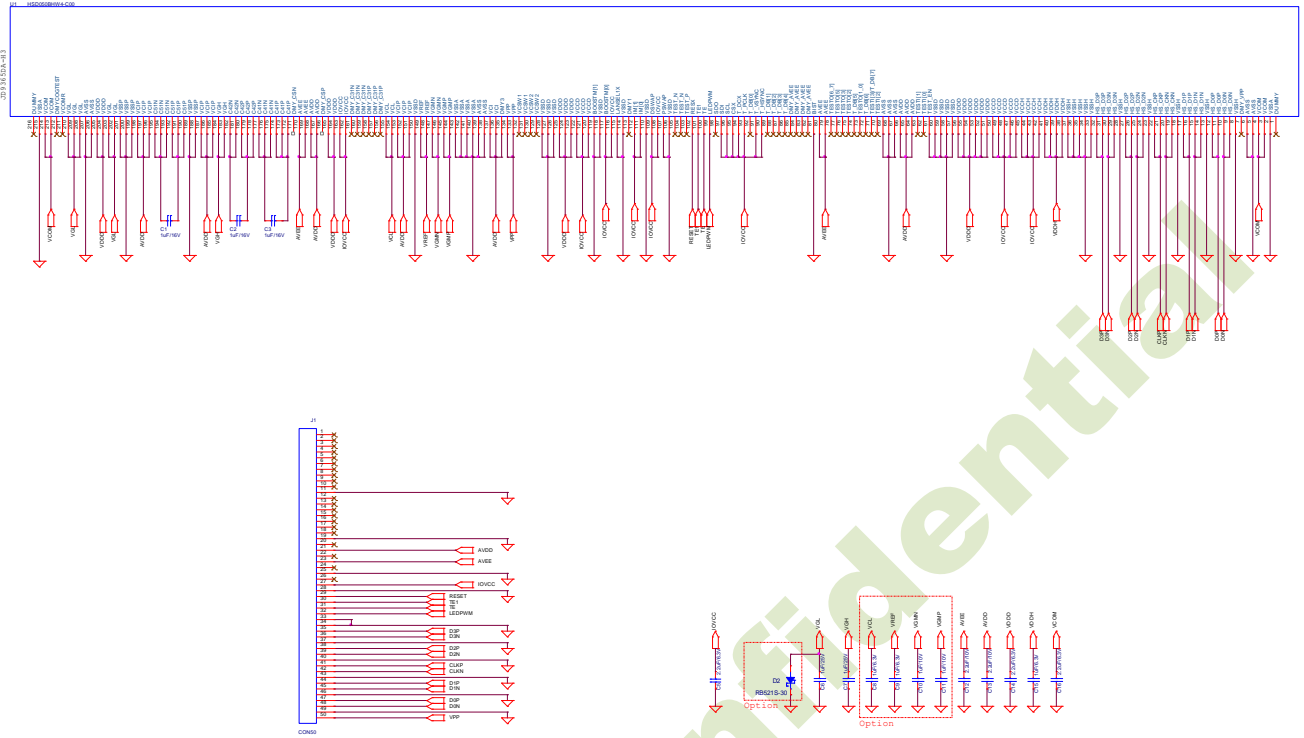


Figure 3.1: JD9365DA-H3 3 power mode application circuit

JADARD Confidential



3.1.2. JD9365DA-H3 + FP7723 application circuit

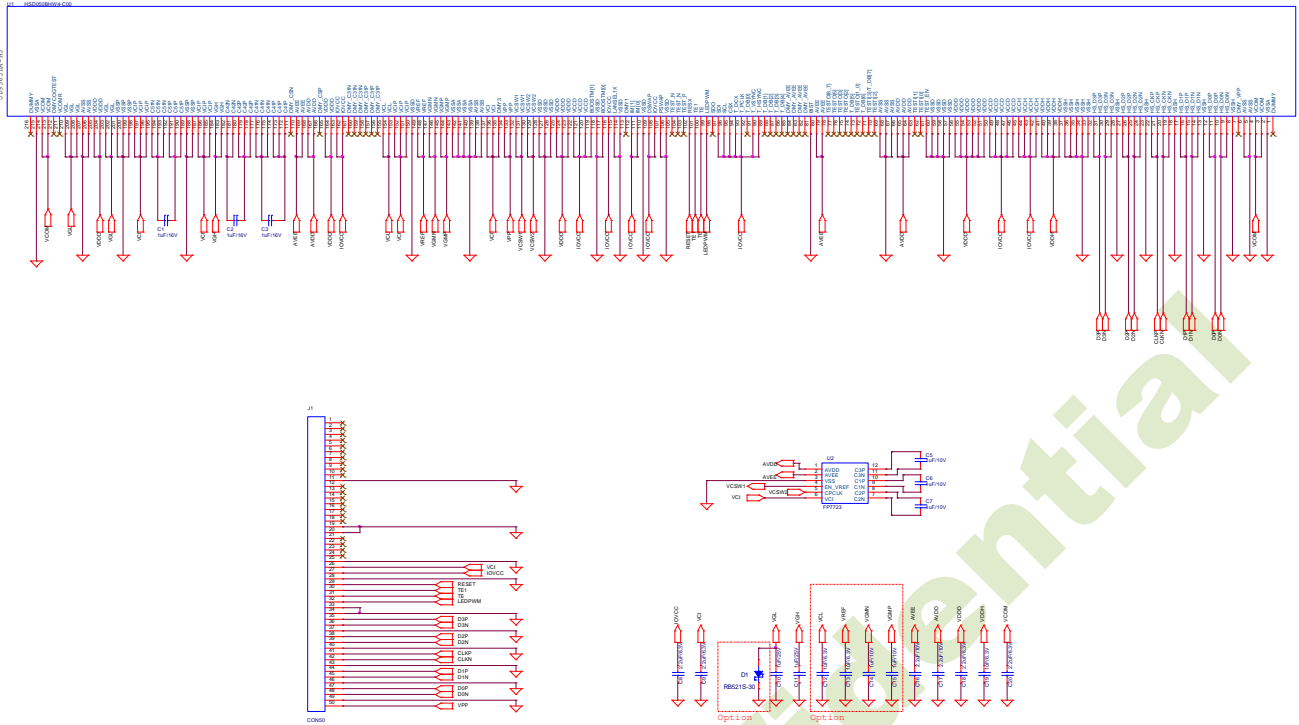


Figure 3.2: JD9365DA-H3 + FP7723 application circuit

JADARD confidential

3.1.3. JD9365DA-H3 + FP7721 application circuit

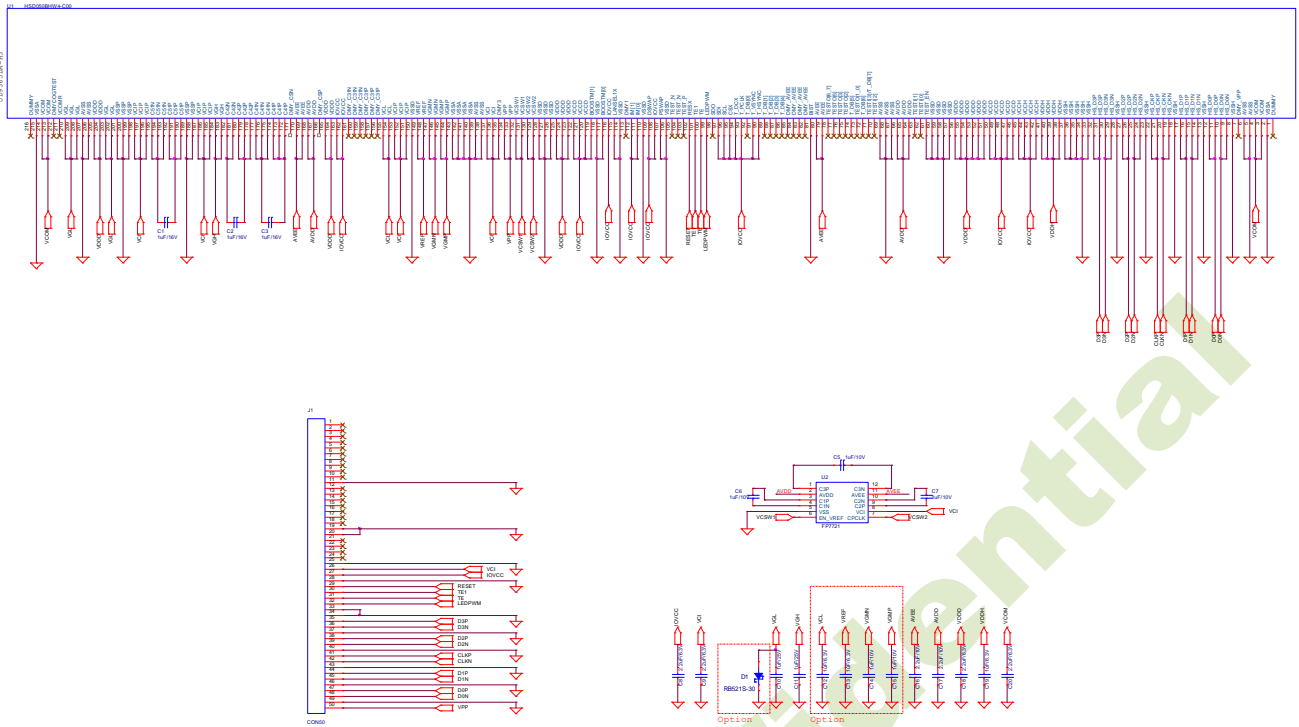


Figure 3.3: JD9365DA-H3 + FP7721 application circuit

JADARD Confidential